

Leeds Libraries for NHS Staff

Please contact the Library & Evidence Research Centre on 0113 3920140 or email leedsth-tr.stafflibraries@nhs.net if you need to cancel your booking or need further assistance with directions.

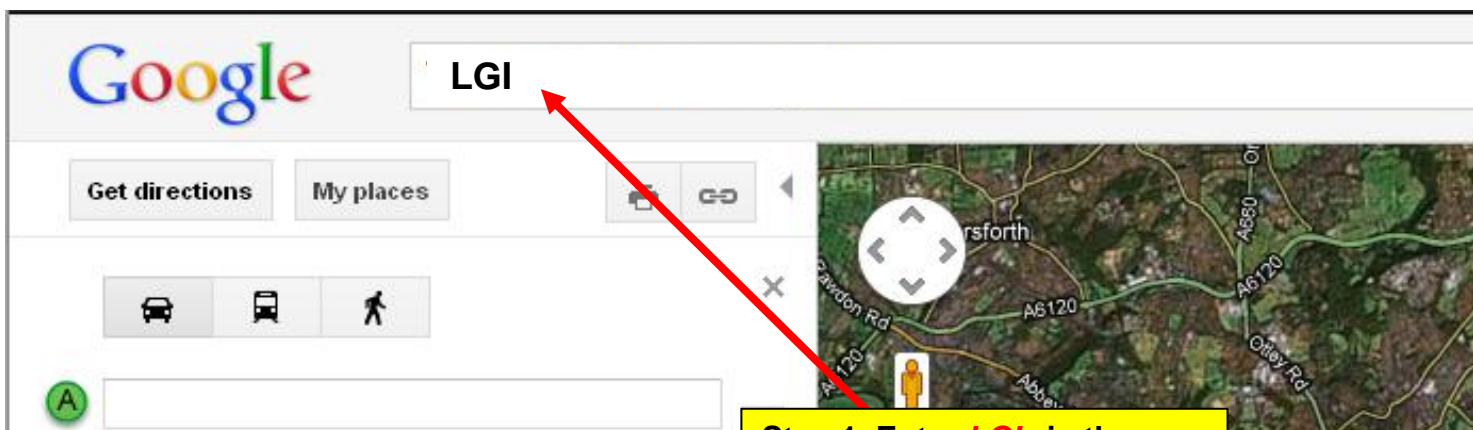
Please note there are two pages of directions:

Page 1 contains directions to the L.G.I.

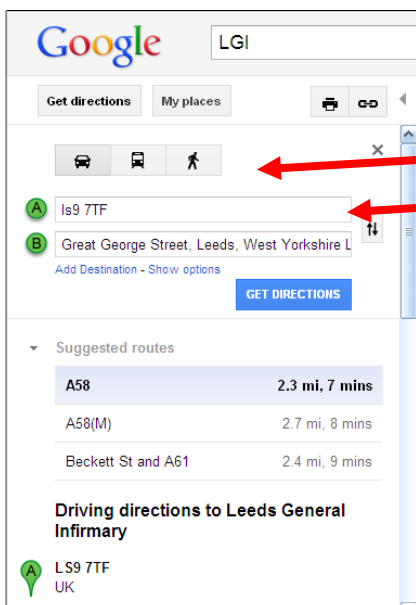
Page 2 contains directions to the library.

Directions to: Library & Evidence Research Centre

Address:	X35, Level D, Old Site, Leeds General Infirmary Great George St. Leeds Postcode/Sat Nav: LS1 3EX Telephone: 0113 39 20140 / 39 20139
Parking details:	There is a 2 hour on-street parking restriction (pay & display). Please be aware on-street parking is very limited.
Link to Google Map	http://maps.google.co.uk/maps/



Step 1. Enter *LGI* in the search box. The click on *GET DIRECTIONS*.

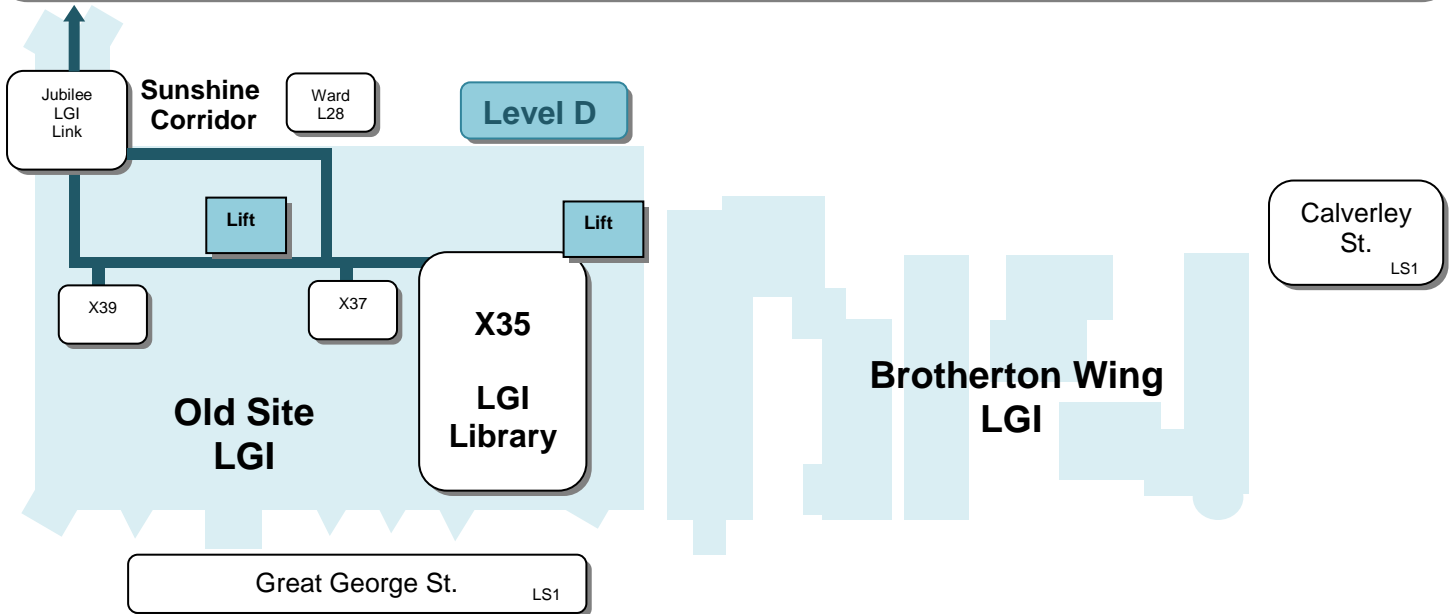


Step 2. Enter the mode of transport you will be using and the postcodes of your start and finish destinations (A & B) and then click on *GET DIRECTIONS*.

The directions to the LGI will then appear .

Please see page 2 for directions to the NHS Staff Library from various entrances in the LGI.

Directions to the Library & Evidence Research Centre X35, D Floor, Old Site, LGI



Route to the Library from the Jubilee Wing – Route A



1. From the Jubilee Wing Main Entrance go through the reception area to the back entrance. Turn down the blue ramp leading to the Old Site.
2. At the bottom of the ramp turn left and then take your first right (the Chapel will be on your left hand side). At the end of this short corridor turn right again. There is a lift immediately on the right, take the lift to Level D.
3. Turn left out of the lift and walk straight ahead, access to the library is the last ward on your right.

Route to the Library from the Brotherton Wing Entrance – Route B

1. Enter the Brotherton Wing via the Calverley Street entrance. Take the lift or the stairs (on the left of the Reception Desk) to Level B.
2. Walk down the long corridor. Approximately three quarters of the way down the Long Corridor on the left hand side is a lift. (Please note that if you use the lift you must have a mobile phone with you). Take the lift to Floor D, Level 4. Turn left out of the lift and take the first turn on your left. The library is straight ahead.
3. Alternatively, instead of taking the lift, you can enter through the double doors immediately after the lift and walk up two flights of stairs. The library is on your right.